



Critical Project Framework Guideline

Version 3.0

Table of Contents

1 Introduction

- 1.1 – Purpose
- 1.2 – Context
- 1.3 – Objectives
- 1.4 – Whom does the CPF Apply to?

2 Connection Ready Requirements

- 2.1 – Three Steps to becoming Connection Ready

3 Strategic Alignment

- 3.1 – Impact on network stability, reliability and system security
- 3.2 – Plans, Strategy & Policy Alignment

4 Customer Readiness

- 4.1 – Secured Land Access – Wind Farms
- 4.2 – Secured Land Access – Other Facilities
- 4.3 – Financial Readiness
- 4.4 – Procurement
- 4.5 – Technical & Specialty Resources
- 4.6 – Social Performance
- 4.7 – Environment & Heritage Approvals
- 4.8 – Previous Relevant Experience
- 4.9 – Risk Management
- 4.10 – Connection Ability

5 Customer Readiness Declaration

- 5.1 – Readiness Checklist & Declaration

6 CPF Important Information

- 6.1 – CPF Submission Process
- 6.2 – CPF Governance Model
- 6.3 – CPF Scorecard Process
- 6.4 – FAQs
- 6.5 – Key Definitions
- 6.6 – Legislation, Policy & Key Links
- 6.7 – Contact Us

7 Appendix 1

- CPF Categorisation Matrix

1.1 Purpose

This guideline sets out Western Power's approach to ensuring that critical projects are connected in a timely manner.



The Critical Project Framework (CPF) supports applicants to Western Power's major customer connection process in understanding their eligibility and requirements to be considered a critical project by:

- articulating the scope and objectives of the critical project framework applying to major customer connections to the **South West Interconnected System (SWIS)**.
- defining the criteria, Western Power's assessment process, customer requirements, and readiness declaration
- communicating requirements for our customers and the role Western Power plays for critical projects throughout the major customer connection process.

The critical project framework ensures that Western Australia's critical projects can proceed, in line with the State's commitment to achieving a reduction in emissions and keeping pace with the unprecedented uplift in demand for major customer network connections.

1.2 Context

The Critical Project Framework (CPF) is designed to identify and support projects that clearly demonstrate their readiness to connect. It ensures that customers meet essential criteria for successful delivery, including strategic alignment and overall customer readiness.

Additionally, the framework actively assists projects that have been deemed to be maturing in readiness, by supporting customers to address any gaps in their submissions. The framework provides a mechanism to filter projects that lack a realistic likelihood of progressing — ensuring the critical project list remains focused on active, viable projects that support Western Power’s grid planning objectives.

Western Australia is making progress toward reducing emissions, with growing momentum across government, industry, and the renewable energy sector. The State Government’s commitment to phasing out coal-fired power, alongside industry-led decarbonisation initiatives, is driving a significant increase in demand for major customer connections. In response, comprehensive planning is underway to invest in and expand the SWIS transmission network through the Clean Energy Link (CEL) Program.



1.2 Context Continued

Critical Project Framework

Since June 2024, the framework has successfully supported the growing demand for major customer connections. This has enabled more efficient access to the network, ensuring customers benefit from improved connectivity and service reliability by providing right of way to Western Power resources.

Application

We strongly encourage customers to allocate sufficient time in preparing their CPF submission. CPF submissions are prioritised for assessment, and preparing a complete submission from the outset helps minimise delays in notification outcomes.

Benefit

A key benefit of the CPF is its focus on prioritising projects that are essential to achieving the State's emission reduction targets, improving grid reliability, and demonstrating a strong likelihood of progressing. This prioritisation helps streamline the connection process for these critical projects. It is important for customers to understand that the CPF is designed to identify and support such projects through a consistent and transparent allocation of WP resources. However, it does not fast-track projects or provide preferential treatment to specific customers.

1.3 Objectives

The objectives of the Critical Project Framework are as follows:

1. Ensure Equity & Transparency

Provide all customers—regardless of project size with equal access to connection opportunities through a fair, consistent, and transparent evaluation process.

2. Promote Efficiency & Clarity

Streamline the connection pathway by aligning expectations, reducing uncertainty, and improving the overall efficiency of assessment and decision-making.

3. Maximise Network & Customer Benefit

Identify projects that demonstrate readiness and deliver value to the grid and ultimately end users by supporting reliable, and clean energy outcomes for Western Australians.

4. Inform Grid Planning

Identify credible projects early to inform transmission grid planning, particularly in areas that are decongested, or where network investment is needed to improve security and stability.

5. Align with Committed and Priority Projects

Ensure connection opportunities are assessed with consideration of current and committed network investments, helping to coordinate project timing and location with future grid capacity.

6. Supporting Reliable funding of business cases

The CPF supports the secure funding of business cases and strengthens the likelihood of projects progressing.

1.4 Whom does the CPF apply to?

The CPF applies to both prospective and current customer projects within the SWIS that seek a new or modified connection to Western Power's network. Western Power considers the following as 'major customer projects':

- all Transmission connections (Load, Generator & BESS)

The CPF does not apply to any customers or projects seeking to connect to Western Power's network which fall outside these parameters. The framework applies to the major customer connection process. More information can be found on the Western Power website:

[Transmission-connected-loads-generators](#)



A wide-angle photograph of a solar farm at sunset. The foreground is dominated by rows of solar panels, with the sun low on the horizon in the distance, casting a warm glow over the scene. The sky is filled with soft, wispy clouds. In the far distance, a small structure is visible on the left side of the horizon.

2.0 Connection Ready Requirements

Three steps for becoming Connection Ready

The following steps are essential for a project to achieve Connection Ready status.



Strategic Alignment

Projects must address **strategic importance and systemic impact criteria**.

This includes how the project is aligned with:

- Impact on network stability, reliability and system security
- Alignment to Western Power's corporate initiatives and programs such as TXIP, WSP and SWIS Demand Assessment
- Alignment to either Federal or WA State Government initiatives.



Customer Readiness

Projects will be evaluated based on the following criteria:

- Customer readiness and project delivery capability
- Procurement
- Organisational and Financial readiness
- Secured land access
- Engagement with technical and specialist resources
- Social performance
- Environment & heritage
- Previous experience
- Connection capability



Readiness Declaration

Customers will be required to prepare a readiness checklist to ensure their submissions meet the requirements for demonstrating Connection Ready status.

Additionally, the **Readiness Declaration** must be completed and signed by a Director or Senior Executive of the organisation submitting the CPF. To assist with this process, Western Power has provided a template for customer use.

A wide-angle photograph of a solar farm at sunset. The foreground is dominated by rows of solar panels, with the sun low on the horizon in the distance, casting a warm glow over the scene. The sky is filled with soft, wispy clouds.

3.0 Strategic Alignment

3.0 Strategic Alignment

'Strategic importance and systemic impact' criteria include:

- i. **Network stability, reliability and system security** –an alignment with essential system stability requirements, as published in system planning studies and the Australian Energy Market Operator's Electricity Statement of Opportunities for the Wholesale Electricity Market.
- ii. **Alignment with State and National strategic plans and policies** – such as Western Power's network opportunities map, the transmission infrastructure plan, the whole of system plan and SWIS Demand Assessment.

The purpose of the 'strategic importance and systemic impact' criteria is to identify and prioritise projects that contribute positively to the SWIS and align well with governmental and external stakeholder policies and directives. This set of criteria helps customers understand what is strategically important relation to the Critical Project Framework.

To minimise duplication of effort, the Strategic Alignment criteria only needs to be submitted once per CPF submission. However, if significant changes occur to project requirements or the project receives State or Federal Government support—as it progresses through the MCCP, customers are welcome to submit an updated Strategic Alignment assessment for Western Power to reassess.

3.1 Network Stability, Reliability & System Security & Location



Detailed description of the strategic alignment criteria that must be addressed in customer submissions

Criteria	Criteria Description	Key Criteria	Criteria under consideration
3.1 Network Stability, Reliability & System Security & Location	Project's expected impact or immediate-term and medium to long-term network stability, reliability and system security	Connection Type	Wind Farm Solar BESS Gas Hydrogen Other Generation Load
		Size Banding	<100 MW 100- 249MW 250 – 500MW 500MW+
		Location	CEL Dependent (if known) Connection to existing network Future build required Proposed Project Location & Project Substation Location including connection voltage requirements – include lat/long co-ordinates or Shape files.
		Stakeholder Consultation	National Renewable Energy Priority List Lead Agency Framework
		Government Commitments or Announcements	WA State Government Committed Projects NCESS AEMO Reserves Capacity Certification and Capacity Investment Scheme Funded Projects Supplementary Reserve Capacity AEMO Electricity Statement of Opportunities (ESOO) / WEM
		Required In Service (RIS) Date	Required in Service Dates
	Required Commercial Operation Date (RCOD)	Awareness of your target Commercial Operation Date	

3.1 Network Stability, Reliability & System Security & Location



(Continued) Detailed description of the strategic alignment criteria that must be addressed in customer submissions

Criteria	Criteria Description	Key Criteria	Criteria under consideration
3.1 Network Stability, Reliability & System Security & Location	Project's expected impact or immediate-term and medium to long-term network stability, reliability and system security	Existing Network Constraints (If Known) (SAIDI / SAIFI)	Existing Network Constraints
		Project Plan & Important Milestones & Planned Activities.	Please provide us with an overall project plan so we have an awareness of your project's timing, activities & forecasted milestones. Formats accepted: Primavera (P6), MS Project or Schedule or Excel.
		Future Expansion (applicable where multiple projects are staged at the one location).	Awareness of Future Expansion including staging of projects either on foot or planned
		Point of Connection	If the customer knows the point of connection at the time of the CPF submission, or the distance from a Western Power connection point, please include this information in your submission. Additionally, please indicate whether there is flexibility in this connection point and if alternative connection locations would be considered.

3.2 Plans, Strategy & Policy Alignment

Detailed description of the strategic alignment criteria that must be addressed in customer submissions

Criteria	Criteria Description	Key Criteria	Criteria Under Consideration
3.2 Plans, Strategy & Policy Alignment	<ul style="list-style-type: none"> Project alignment with Western Power's Programs such as TXIP, WSP, NOM & Corporate Strategies. Project's alignment to National or State government - external stakeholder policies and strategies. 	<p>Western Power</p> <p>TxIP – Transmission Infrastructure Plan NOM – Network Opportunity Map</p>	<p>Demonstrate alignment with Western Power's Transmission System Plan (TxIP) and Network Opportunity Map (NOM), by providing a clear summary and highlighting how the project aligns with these key Western Power strategies.</p>
		<p>Federal Government</p> <p>Energy and Climate Change Ministerial Council (ECMC) – National Renewable Energy Priority List</p>	<p>Specify if your project has been identified in the National Renewable Energy Priority List or there is a pending application under review.</p>
		<p>WA State Government</p> <p>EPWA - Energy Transformation Strategy</p> <p>WA Renewable Hydrogen Strategy & Roadmap</p> <p>PoweringWA and the SWISDA – Whole of System Plan (WoSP)</p> <p>Powering WA - Climate Change Policy</p> <p>JTSI – Lead Agency Framework</p> <p>CIS – Capacity Investment Scheme</p> <p>Development WA – Sustainable Communities, Prosperous Industry and Resilient Regions</p>	<p>Demonstrate commitment to supporting Western Australia's clean energy and sustainability goals by providing a clear summary how the project aligns to these state initiatives.</p>

A wide-angle photograph of a solar farm at sunset. The foreground is dominated by rows of solar panels, with the sun low on the horizon in the distance, casting a warm glow over the scene. The sky is filled with soft, wispy clouds.

4.0 Customer Readiness

4.1 Secured Land Access – Wind Farm Submissions

For Wind Farms in the Enquiry phase, Western Power requires secured land access documentation and data as required as part of CPF submission. As part of the minimum requirements, we will accept the following documents and data.



Freehold Land

Document Title	Description	Format
Land Exclusivity Agreements	Evidence of a Land Exclusivity Agreement with a minimum 3-year term signed by landowner(s)	DOC / PDF
Land Options Agreement or Deed	Evidence of a Land Options Agreement or Deed signed by landowners	
Binding or Non-Binding Land Leases	Evidence of Land Lease in place and signed by landowners	
Land Title	Evidence of official land ownership from Landgate	

Data / Information

Crown Land / Mining Tenure or Lease

Document Title	Description	Format
s79 Leases, Sub-Leases, or Extensions	Provide summary of the lease and current arrangement including the term of the lease arrangement must be clearly defined and evidenced.	DOC / PDF
Mining Permit, Lease or RLA	Provide summary of tenement conditions and Term of the Mining Permit or lease must be clearly defined and evidenced.	

Line Routes

Information Required	Description	Format
Proposed Turbine Location	Map or GIS Shape File of proposed location of wind turbines.	PDF / GIS Shape Files
Project Location or Area of Interest including landowner project area or SIA.	GIS Shape Files including a Map or Heat Map demonstrating customer's interest in the land	

Line Routes are not considered at this stage

Important: For projects involving multiple landowners, we will accept partial land agreements in the ENQUIRY phase. Please indicate negotiations are occurring.

Land Access Documents

4.1 Secured Land Access – Wind Farm Submissions

For Wind Farms in the **Initiation phase**, the following land access documentation and data are required as part of the CPF submission. We will accept any of the listed documents that meet the minimum requirements.



Land Access Documents

Freehold Land

Document Title	Description	Format
Land Options Agreement or Deed	Evidence of a Land Options Agreement or Deed signed by landowners for the development of the project. (Min 15-year term)	DOC / PDF
Binding Land Leases	Evidence of Land Lease in place and signed by landowners for the development of the project.	
Land Title	Evidence of official certificate of title and ownership from Landgate for the development of the project.	

Data / Information

Information Required	Description	Format
Proposed Turbine Location	Map or GIS Shape File of proposed location of wind turbines.	PDF / GIS Shape Files
Project Location or Area of Interest including landowner project area or SIA.	GIS Shape Files and Map or Heat Map demonstrating customer's interest in the land with clear delineation between landowner boundaries.	
Wind Monitoring Status	Provide Summary of Wind studies including commencement date and how far into the data collection process you are.	DOC / PDF or GIS Shape File

Crown Land / Mining Tenure or Lease

Document Title	Description	Format
s79 Leases, Sub-Leases, or Extensions	Provide summary of the lease and current arrangement including the term of the lease arrangement must be clearly defined and evidenced.	DOC / PDF
Mining Permit, Lease or RLA	Provide summary of tenement conditions. Term of the Mining Permit or lease must be clearly defined and evidenced.	

Line Routes

Information Required	Description	Format
Line Routes	Provide approved evidence or demonstrate progress toward planning or approval for the construction of the customer line route.	DOC / PDF
Easement Acquisitions	If your project is near a transmission or communication asset issued by Western Power, please note that this involves a separate process. More information can be found here: easement acquisitions: Transmission line easement: landowner obligations	

Important: For projects involving multiple landowners, we will accept partial land agreements in the INITIATION phase. Please indicate negotiations are occurring.

4.1 Secured Land Access – Wind Farm Submissions

For Wind Farms in the Scoping phase, the following land access documentation and data are required as part of the CPF submission. We will accept any of the listed documents that meet the minimum requirements.



Freehold Land

Document Title	Description	Format
Land Options Agreement or Deed	Evidence of a Land Options Agreement or Deed signed by landowners for the development of the project. (Min 15-year term)	DOC / PDF
Binding Land Leases	Evidence of Land Lease in place and signed by landowners for the development of the project.	
Land Title	Evidence of official certificate of title and ownership from Landgate for the development of the project.	

Crown Land / Mining Tenure or Lease

Document Title	Description	Format
s79 Leases, Sub-Leases, or Extensions	Provide summary of the lease and current arrangement including the term of the lease arrangement must be clearly defined and evidenced.	DOC / PDF
Mining Permit, Lease or RLA	Provide summary of tenement conditions and Term of the Mining Permit or lease must be clearly defined and evidenced.	

Data / Information

Information Required	Description	Format
Construction Impact Assessment and management plan	Provide evidence of a construction management plan that outlines mitigations to emissions, noise and other risks. Detail considerations to construction including any staging that will occur for the facility.	DOC, PDF OR EXCEL

Line Routes

Information Required	Description	Format
Line Routes	Provide approved evidence or demonstrate progress toward planning or approval for the construction of the customer line route.	DOC / PDF
Easement Acquisitions	If your project is near a transmission or communication asset issued by Western Power, please note that this involves a separate process. More information can be found here: easement acquisitions: Transmission line easement: landowner obligations	

Important: For projects involving multiple landowners, we will not accept partial land agreements from the SCOPING phase and beyond.

4.1 Secured Land Access – Wind Farm Submissions



For Wind Farms in the Planning phase, the following land access documentation and data are required as part of the CPF submission. We will accept any of the listed documents that meet the minimum requirements.



Land Access Documents

Freehold Land

Document Title	Description	Format
Land Options Agreement or Deed	Evidence of a Land Options Agreement or Deed signed by landowners for the development of the project. (Min 15-year term)	DOC / PDF
Binding Land Leases	Evidence of Land Lease in place and signed by landowners for the development of the project.	
Land Title	Evidence of official certificate of title and ownership from Landgate for the development of the project.	

Crown Land / Mining Tenure or Lease

Document Title	Description	Format
s79 Leases, Sub-Leases, or Extensions	Provide summary of the lease and current arrangement including the term of the lease arrangement must be clearly defined and evidenced.	DOC / PDF
Mining Permit, Lease or RLA	Provide summary of tenement conditions and Term of the Mining Permit or lease must be clearly defined and evidenced.	

Data / Information

Information Required	Description	Format
Construction Impact Assessment and management plan	Provide evidence of a construction management plan that outlines mitigations to emissions, noise and other risks. Detail considerations to construction including any staging that will occur for the facility.	DOC, PDF OR EXCEL

Line Routes

Information Required	Description	Format
Line Routes	Provide approved evidence or demonstrate progress toward planning or approval for the construction of the customer line route.	DOC / PDF
Easement Acquisitions	If your project is near a transmission or communication asset issued by Western Power, please note that this involves a separate process. More information can be found here: easement acquisitions: Transmission line easement: landowner obligations	

Important: For projects involving multiple landowners, we will not accept partial land agreements from the SCOPING phase and beyond.

4.2 Secured Land Access – Other Facilities

For All Other Facilities* in the Enquiry phase, Western Power requires secured land access documentation and data as required as part of CPF submission. As part of the minimum requirements, we will accept the following documents and data. (*Includes all Renewables, BESS, Gas, Mine and Load)



Freehold Land

Document Title	Description	Format
Land Exclusivity Agreements	Evidence of a Land Exclusivity Agreement with a minimum 3-year term signed by landowner(s)	DOC / PDF
Land Options Agreement or Deed	Evidence of a Land Options Agreement or Deed signed by landowners	
Binding or Non-Binding Land Leases	Evidence of Land Lease in place and signed by landowners	
Land Title	Evidence of official land ownership from Landgate	

Data / Information

Information Required	Description	Format
Project Location or Area of Interest including landowner project area or SIA.	GIS Shape Files including a Map or Heat Map demonstrating customer's interest in the land	GIS Shape File, DOC/PDF

Crown Land / Mining Tenure or Lease

Document Title	Description	Format
s79 Leases, Sub-Leases, or Extensions	Provide summary of the lease and current arrangement including the term of the lease arrangement must be clearly defined and evidenced.	DOC / PDF
Mining Permit, Lease or RLA	Provide summary of tenement conditions and Term of the Mining Permit, RLA or lease must be clearly defined and evidenced.	

Line Routes

Line Routes are not considered at this stage

Land Access Documents

Important: For projects involving multiple landowners, we will accept partial land agreements in the ENQUIRY phase. Please indicate negotiations are occurring.

4.2 Secured Land Access – Other Facilities

For All Other Facilities* from the Initiation phase onwards, Western Power requires secured land access documentation and data as required as part of CPF submission. As part of the minimum requirements, we will accept the following documents and data. (*Includes all Renewables, BESS, Gas, Mine and Load)



Land Access Documents

Freehold Land

Document Title	Description	Format
Land Exclusivity Agreements	Evidence of a Land Exclusivity Agreement with a minimum 3-year term signed by landowner(s)	DOC / PDF
Land Options Agreement or Deed	Evidence of a Land Options Agreement or Deed signed by landowners for the development of the project. (Min 15-year term).	
Binding or Non-Binding Land Leases	Evidence of Land Lease in place and signed by landowners	
Land Title	Evidence of official land ownership from Landgate	

Data / Information

Information Required	Description	Format
Project Location or Area of Interest including landowner project area or SIA.	GIS Shape Files including a Map or Heat Map demonstrating customer's interest in the land	GIS Shape File
Solar Array Studies or land impact assessments	If Applicable, a summary of any solar studies or land assessments conducted.	DOC / PDF

Crown Land / Mining Tenure or Lease

Document Title	Description	Format
s79 Leases, Sub-Leases, or Extensions	Provide summary of the lease and current arrangement including the term of the lease arrangement must be clearly defined and evidenced.	DOC / PDF
Mining Permit, Lease or RLA	Provide summary of tenement conditions and Term of the Mining Permit, RLA or lease must be clearly defined and evidenced.	

Line Routes

Information Required	Description	Format
Line Routes	Provide approved evidence or demonstrate progress toward planning or approval for the construction of the customer line route.	DOC / PDF
Easement Acquisitions	If your project is near a transmission or communication asset issued by Western Power, please note that this involves a separate process. More information can be found here: easement acquisitions: Transmission line easement: landowner obligations	

Important: For projects involving multiple landowners, we will accept partial land agreements in the INITIATION phase only. Please indicate negotiations are occurring.

4.2 Secured Land Access – Other Facilities

For All Other Facilities* from the Scoping phase onwards, Western Power requires secured land access documentation and data as required as part of CPF submission. As part of the minimum requirements, we will accept the following documents and data. (*Includes all Renewables, BESS, Gas, Mine and Load)



Land Access Documents

Freehold Land

Document Title	Description	Format
Land Options Agreement or Deed	Evidence of a Land Options Agreement or Deed signed by landowners for the development of the project. (Min 15-year term)	DOC / PDF
Binding Land Leases	Evidence of Land Lease in place and signed by landowners for the development of the project.	
Land Title	Evidence of official certificate of title and ownership from Landgate for the development of the project.	

Crown Land / Mining Tenure or Lease

Document Title	Description	Format
s79 Leases, Sub-Leases, or Extensions	Provide summary of the lease and current arrangement including the term of the lease arrangement must be clearly defined and evidenced.	DOC / PDF
Mining Permit, Lease or RLA	Provide summary of tenement conditions and Term of the Mining Permit, RLA or lease must be clearly defined and evidenced.	

Data / Information

Information Required	Description	Format
Project Location or Area of Interest including landowner project area	GIS Shape Files including a Map or Heat Map demonstrating customer's interest in the land	GIS Shape File
Solar Array Studies or land impact assessments	If Applicable, a summary of any solar studies or landscape assessments conducted.	DOC / PDF
Construction Impact Assessment and management plan	Provide evidence of a construction management plan that outlines mitigations to emissions, noise and other risks. Detail considerations to construction including any staging that will occur for the facility.	

Line Routes

Information Required	Description	Format
Line Routes	Provide approved evidence or demonstrate progress toward planning or approval for the construction of the customer line route.	DOC / PDF
Easement Acquisitions	If your project is near a transmission or communication asset issued by Western Power, please note that this involves a separate process. More information can be found here: easement acquisitions: Transmission line easement: landowner obligations	

Important: For projects involving multiple landowners, we will NOT accept partial land agreements from the SCOPING phase.

4.3 Financial Readiness

Demonstrate a clear funding pathway or strategy to finance the project through to completion. From the enquiry phase onward, any of the following documents that demonstrate an intent to fund the project will be considered.



Financial Readiness Documents

Document Title	Description	Format
Letters of Support	Evidence of Letters of Support and Commitment from Investors, Banks or Creditors. CEO's / CFO's confirming the project can be funded to the point of completion.	DOC, EXCEL OR PDF
Funding Strategies	Provide clear evidence of the project's intended funding approach. This may include equity or debt financing, or internal financial modelling that demonstrates project feasibility and long-term sustainability.	
Statement of Accounts	Statement of account as proof of available funds to support the project	
Parent Company Guarantees or Third-Party Underwriting	For companies that involve subsidiaries or have third-party underwriting, provide letters of guarantee to evidence financial support.	
Power Purchase Agreements	Provide evidence for projects intended to enter a long-term contract with party / off-takers.	
Equity Relationships	If the project is structured under a Joint Venture Partnership with other parties, please outline who the other party is and provide a summary of the partnership.	
Capacity Credits	If the project is reliant on capacity credits or payments under the WEM from AEMO, please include a summary of this reliance and specify the capacity year you intend to qualify for.	

4.4 Procurement

Customers are required to demonstrate the ability to access materials and or contracts towards facility construction from the **Initiation phase onwards.**



Procurement Documents	Document Title	Description	Format
	Sourcing Capability	Demonstration of sourcing capability, this may include evidence of supplier agreements, supply chain agreements etc.	DOC, EXCEL OR PDF
	Front End Engineering Document (FEED)	Evidence of Front-End Engineering Document (FEED) agreement or similar	
	Key Procurement Documents	Evidence of engagement with potential suppliers or manufactures or Service Level Agreements.	
	Long Lead Items	Provide an indication of any long lead times required for procuring materials. Understanding these timelines will help WP coordinate and manage the necessary resources, minimising potential delays.	
	Executed PPC	Evidence of PPC agreements are in place.	

4.4 Procurement

Customers are required to demonstrate the ability to access materials and or contracts towards facility construction from the **Scoping and Planning phases**.



Scoping Procurement Documents

Document Title	Description	Format
Sourcing Capability	Demonstration of sourcing capability, this may include evidence of supplier agreements, SLA's or vendor agreements etc.	DOC, EXCEL OR PDF
Front End Engineering Document (FEED)	Evidence of Front-End Engineering Document (FEED) agreement or similar	
Construction Agreements	Evidence of either construction agreement	
Long Lead Items	Provide an indication of any long lead times required for procuring materials. Understanding these timelines will help WP coordinate and manage the necessary resources, minimising potential delays.	

Planning Procurement Documents

Document Title	Description	Format
Sourcing Capability	Demonstration of sourcing capability, this may include evidence of supplier agreements, supply chain plans etc.	DOC, EXCEL OR PDF
Front End Engineering Document (FEED)	Evidence of Front-End Engineering Document (FEED) agreement or similar	
Executed PPC	Evidence of PPC agreements are in place.	

4.5 Technical & Speciality Resources

Demonstrate ability to engage with technical resources to progress the project. Customers need to supply evidence they have access to technical or specialist resources at the **Enquiry phase**.



Technical & Specialist Resources Documents	Document Title	Description	Format
	Request for Proposal or Scope of Work	Evidence of proposed works – (RFP or SOW) in place with Technical, Engineering or Specialist/ Contractor resources available to consult on the project.	DOC, EXCEL OR PDF
	Capability Statements	If specialist or engineering resourcing are managed internally, provide capability statements or profiles.	
	Emails or Letters of Engagement or Appointment	Evidence of letters of engagement or appointment – technical and speciality resources have been engaged.	

4.5 Technical & Speciality Resources

Demonstrate ability to engage with technical resources to progress the project. Customers need to supply evidence they have access to technical or specialist resources at the **Initiation phase and beyond**.



Technical & Specialist Resources Documents	Document Title	Description	Format
	Scope of Work (SOW)	Evidence of SOW in place with Technical, Engineering or Specialist/ Contractor resources available to consult on the project.	DOC, EXCEL OR PDF
	Capability Statements	If specialist or engineering resourcing are managed internally, provide capability statements	
	Emails or Letters of Appointment	Evidence of letters of appointment – technical and speciality resources have been engaged.	

4.6 Social Performance

Customers should demonstrate a proactive approach to Social performance including demonstration of community & social acceptance / endorsement for the project. The following documents at the **Enquiry phase** will be considered:



	Document Title	Description	Format
Social Performance Documents	Social Performance Approach	Provide evidence of the organisation’s social performance policy or overall position, including objective and principles guiding activities.	DOC, EXCEL OR PDF
	Stakeholder and Community Engagement Strategy	Outline stakeholders identified, how they will be engaged throughout the project lifecycle (including to operations and decommissioning) and how their feedback will influence the project.	
	Engagement Schedule	Evidence of any stakeholder, landowners, community and Aboriginal engagement	
	Grievance Escalation	Grievance Escalation or Dispute Mitigation Plan for landowners, key stakeholders and or government agencies.	

4.6 Social Performance

Customers should demonstrate a proactive approach to social performance including demonstrating community acceptance and endorsement for the project. **It is understood that not all documents listed below may be available** at the time of the submission. We do encourage customers to evidence their social performance approach or activities currently being worked on, including the identification of emerging and identified risks. The following documents from the **Initiation phase and beyond** will be considered.



Social Performance Documents

Document Title	Description	Format
Stakeholder and Community Engagement Strategy	Outline stakeholders identified, how they will be engaged throughout the project lifecycle (including to operations and decommissioning) and how their feedback will influence the project.	DOC, EXCEL OR PDF
Social Impact Assessment(SIA) or Scoping Reports	Provide evidence and outputs to identify and evaluate potential positive and negative impacts on local communities across all project phases, outlining how these will be avoided, minimised, or managed. It should also consider vulnerable groups, cumulative impacts, and residual risks.	
Community Development and Benefit Sharing Plans	Provide a summary of how the community development and benefit-sharing models align with local community and their expectations.	
Grievance Escalation	Grievance Escalation or Dispute Mitigation Plan for landowners, key stakeholders and or government agencies.	
Relationship Agreements and MOUs	Evidence of relationship agreements or Memorandums of understanding (MOU) in place with traditional owners, LGs or Communities.	
Letters of Support	If available, provide letters of support from LGs, Community or Key Stakeholders.	
Consultation Record	A record of engagement with stakeholders, landowners and community should show that the project has transparently communicated its intent and addressed concerns.	

4.7 Environment & Heritage Approvals

The following documentation will be required to evidence progress, including core environmental approvals and assessments at the **Enquiry phase**.



Environment & Heritage Documents	Document Title	Description	Format
	Core Environmental Approvals & Assessments	Evidence of plan for obtaining, and evidence of early progress made towards, Environmental Protection Act Part 4 Ministerial statement, (incl. Part 5 approval for fossil fuel power stations), or Environmental Act native vegetation clearing permit for customer line route Evidence of plan for obtaining, and evidence of early progress made towards, Environmental Protection and Biodiversity Conservation Act approval for customer line route. This includes all baseline surveys, impact mitigation and management strategies.	DOC, EXCEL OR PDF

4.7 Environment & Heritage Approvals

The following documentation will be considered to evidence progress, including core environmental approvals and assessments. **Should your project not be in or near a biodiversity area, please indicate that this criteria is not applicable to your project.** The following documents / data will be considered from the **Initiation phase and beyond.**



Environment & Heritage Documents & Data	Document Title	Description	Format
	Core Environmental Approvals & Assessments	Evidence of plan for obtaining, and evidence of early progress made towards, Environmental Protection Act Part 4 Ministerial statement, (incl. Part 5 approval for fossil fuel power stations), or Environmental Act native vegetation clearing permit for customer line route Evidence of plan for obtaining, and evidence of early progress made towards, Environmental Protection and Biodiversity Conservation Act approval for customer line route. This includes all baseline surveys, impact mitigation and management strategies.	DOC, EXCEL OR PDF
	Ecological & Heritage Surveys including timeline of planned activities	Evidence that Spring Surveys (Spring Flora / Fauna) and Vegetation surveys have been planned or underway.	
	First Nations or Aboriginal Heritage Due Diligence Assessment	For projects that require consultation with First Nations or Aboriginal custodians' evidence is required under the Aboriginal Heritage Act 1972 (WA). If engagement has occurred with Aboriginal Corporations or PBC's, please provide a letter confirming engagement.	
	Supporting Plans and Engagement	Evidence of supporting plans such as environmental management plans or demonstrable consultation with local government, freehold land-owners, traditional owners and resides.	
	Environmental Studies & Survey Data	A progress update on the status of environment studies conducted or planned and when an EIA is expected to be submitted. Also provide a summary of baseline bat and bird utilisation studies.	

4.8 Previous Relevant Experience

Provide evidence in delivering similar projects, or the ability to source the necessary capability to complete the project through to construction. This evidence will only be required during the **Enquiry phase**, or if a customer bypasses the Enquiry phase and applies for CPF at the **Initiation phase**. **Customers only need to supply this evidence once for the project.**



Previous Relevant Experience Documents	Document Title	Description	Format
	Capability Statement	Provide comprehensive examples of delivering similar projects on time and budget. In the submission, outline project similarities, key challenges, model delivered, risks and how previous issues were resolved. If capability is being outsourced, provide case studies and or profiles.	DOC, EXCEL OR PDF

4.9 Risk Management

As part of the CPF submission, we request customers provide an overall project risk summary. This will support Western Power in gaining a clear understanding of any associated risks, enabling more consistent resource allocation to projects that demonstrate genuine readiness and alignment with delivery expectations. **Providing this information does not solely determine whether a project is classified as Connection Ready (CR) or Maturing Readiness (MR). Rather, it offers Western Power early visibility of potential risks that may be mitigated proactively.**



Proactive Risk Management	Document Title	Description	Format
	Overall Project Risk Summary	To support the project's overall risk profile, please submit a risk summary or report identifying both known and emerging risks.	DOC, EXCEL OR PDF

4.10 Connection Ability

Consideration of the complexity of the proposed customer connection, including any required network augmentation. Customers must demonstrate the proposed connection point, provide complexity drawings and clearly communicate the proposed facility location and associated connection point from the **Initiation phase**.



Connection Ability Documents	Document Title	Description	Format
	Single Line Diagram (SLD)	Provide a complete single line drawings (SLD) document of the facility	DOC, EXCEL OR PDF
	Steady State Power Factory Model	Provide the Steady State Power Factory model that includes detailed information specific to the solutions application. (steady state)	

A wide-angle photograph of a solar farm at sunset. The foreground is dominated by rows of solar panels, with the sun low on the horizon in the distance, creating a warm, golden glow. The sky is filled with soft, wispy clouds. The overall scene is serene and emphasizes renewable energy.

5.0 Customer Readiness Declaration

5.1 Readiness Declaration & Checklist

Customers must provide a **Readiness Declaration Checklist** demonstrating how they meet both the Strategic Alignment and Customer Readiness requirements, using the template provided. All supporting documents included in the CPF submission should be listed. If only one document is submitted, please reference the relevant section header or page number to assist our team in validating that all criteria have been addressed.

Readiness Declarations must be signed by the project's Director or Senior Executive on company letterhead. Assessments will not be conducted without a signed readiness declaration.

CPF Submissions are invalid without the Readiness Declaration and Checklist. CPF Submissions can be sent via email or secure SharePoint link via your Senior Access Consultant.

[Customer Readiness Checklist Link](#)

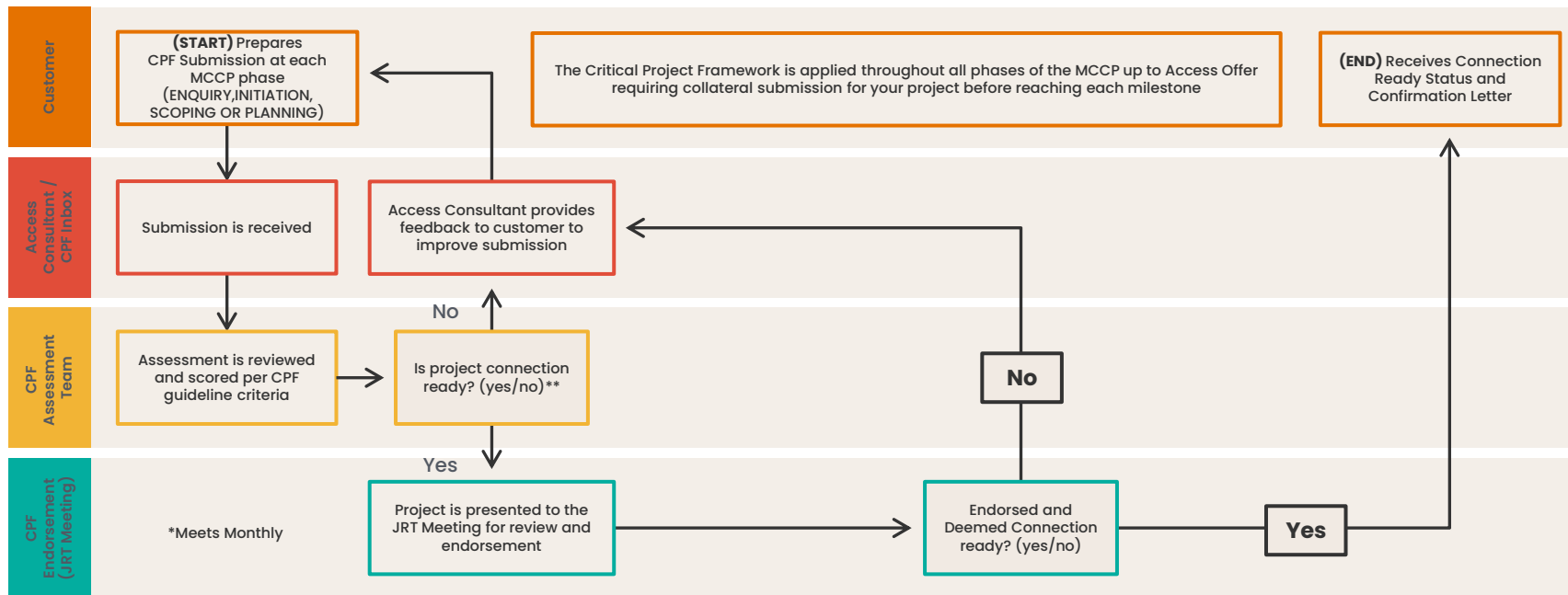


A wide-angle photograph of a solar farm at sunset. The foreground is dominated by rows of solar panels, with the sun low on the horizon in the distance, casting a warm glow over the scene. The sky is filled with soft, wispy clouds.

6.0 Important Information

6.1 CPF Submission Process

To provide customers with an understanding of how the CPF process works at Western Power, see below process diagram.



** For customers who previously held a Connection Ready status and are required to submit a CPF as their project progresses to the next MCCP phase, will not automatically retain the Connection Ready status. If the project is assessed as Maturing Readiness due to insufficient evidence against the criteria, the project will no longer retain right of way to Western Power resources.

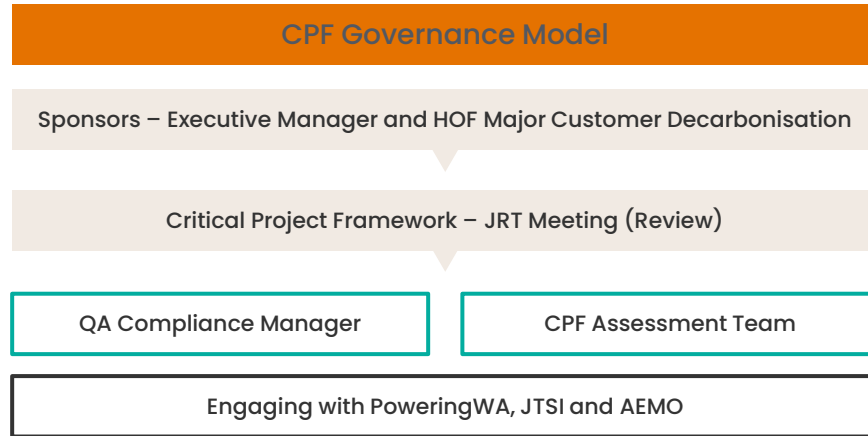
6.2 CPF Governance Model

The CPF process is supported by a governance model that ensures that all projects are treated **fairly and equitably**. It also ensures that Western Power and Government have a **shared view of connection ready projects**, to inform resource forecasting, network modelling and Clean Energy Link strategic planning.



Compliance

Consistent regulatory reporting outcomes



Project status may be shared with PoweringWA (Energy Policy WA) Dept. Jobs Tourism Science and Innovation (JTSI) and the Australian Energy Market Operator (AEMO) ensuring a shared and transparent view of project readiness in support of Western Australia's decarbonisation goals.

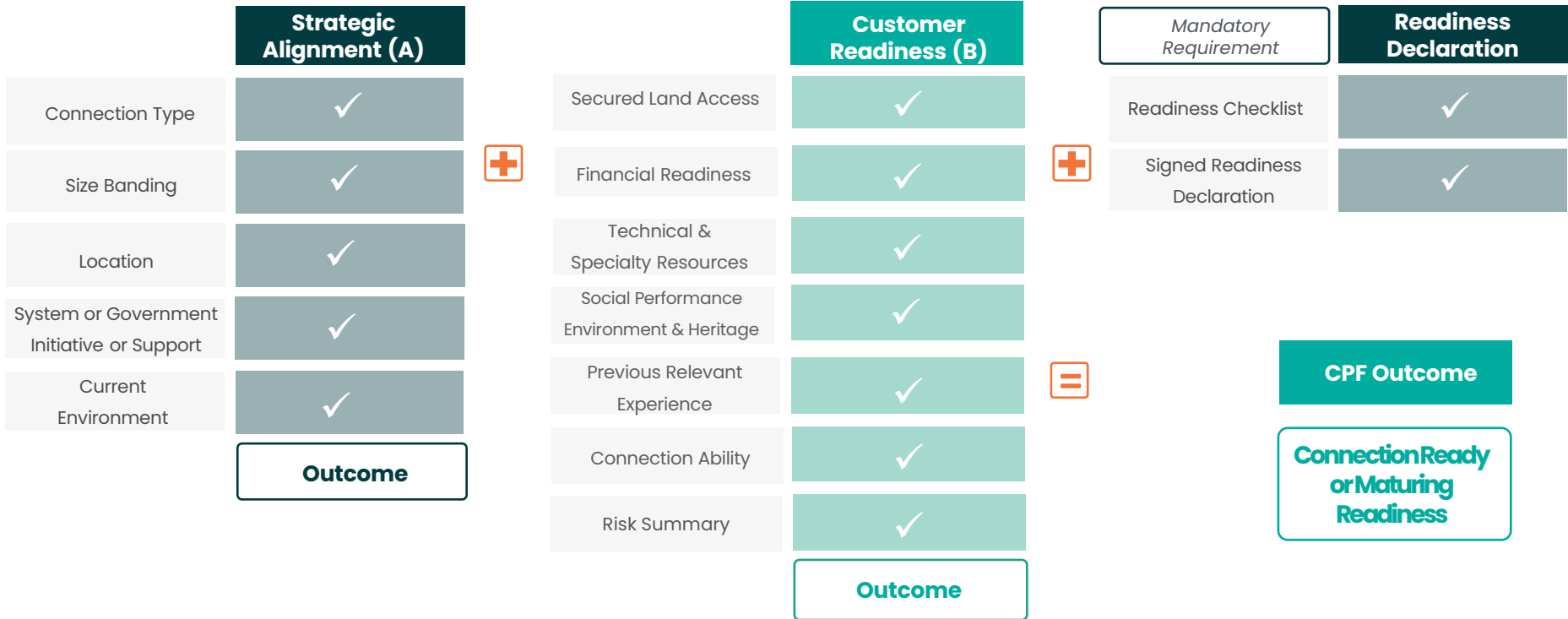


Assurance

Ensures alignment between major customer needs and expectations to meet assurance standards

6.3 CPF Scorecard Process

The figure below illustrates Western Power’s CPF scoring approach, which evaluates the **completeness of collateral submitted under the Strategic Alignment and Customer Readiness criteria**. Each criterion is assessed using a binary scoring method replacing the previous 1–5 scale to promote consistency and objectivity. Submissions are reviewed by the CPF Assessment Team in line with the guideline, and while all criteria should be addressed, insufficient evidence of financial readiness, secured land access, or social performance will result in a Maturing Readiness outcome.



6.4 FAQs

1

What is the process for submitting a CPF?

Once you have prepared your CPF submission or resubmission, please send it to your Senior Access Consultant for acknowledgement of receipt. Our CPF Assessment Team will review your project. The assessment process typically takes up to **20 business days**. Please note that this timeframe may vary depending on the complexity of the proposed connection and the volume of submissions currently under review.

2

My project is Connection Ready; do I need to resubmit a CPF submission?

Yes. As your project moves through the MCCP, CPF submissions are required from the Enquiry through to the Planning phase. If your project has achieved a Connection Ready status and reaches the next MCCP phase gate, you will have **20 business days to submit a CPF submission**. Failure to do so will forfeit your Connection Ready status and customers will be required to reapply to ensure consistent resource allocation to customer projects.

Your Senior Access Consultant will contact you prior to your project progressing to the next phase to submit your CPF submission.

3

Does having a Connection Ready status mean I am fast-tracked?

No. Projects that are deemed Connection Ready are not fast-tracked. **Connection Ready projects receive right of way to Western Power resources**. Projects that have not submitted a CPF will not be progressed. Connection Ready Projects are prioritised over those in Maturing Readiness.

4

Can I request a letter confirming the status of my project?

Yes. Should your project be awarded a Connection Ready or Maturing Readiness Status at any phase of the MCCP, your Senior Access Consultant will issue you a letter of the outcome.

5

If my project is already Connection Ready and is progressing to the next MCCP phase, can I submit only the additional collateral evidence required, or do I resubmit all prior evidence from earlier phases?

Yes. If your project has already achieved a Connection Ready status and is moving to the next MCCP phase, you are only required to submit the additional collateral evidence specific to the next phase.

6.4 FAQs continued

6

Are CPF submissions required for all my projects?

Yes. Unless your project is CPF assessed, there is no pathway to determining if right of way to Western Power resources will be granted.

7

Can I submit a CPF submission via the myWP portal?

Due to file size constraints, CPF submissions are not accepted via the MyWP portal. Customers are kindly requested to email their submissions directly to the Senior Access Consultants.

8

What happens to my project if it assessed as Maturing Readiness?

Projects assessed as Maturing Readiness must update and resubmit their CPF submission for reassessment until they achieve a Connection Ready status.

9

Does preparing a CPF submission guarantee me a connection?

No. CPF submissions do not guarantee a connection. Projects assessed as Maturing Readiness must meet both the Strategic Alignment and Customer Readiness criteria in order to proceed through the connection process. Additional factors such as alignment with Clean Energy Link and required in service dates are also considered during assessment.

10

How does Western Power view the use of AI to draft my CPF submission?

In alignment with the Clean Energy Regulator's position ([artificial-intelligence-transparency-statement](#)), while AI tools may assist in drafting reports or strategies, submissions generated entirely by AI without clear and tailored organisational oversight, contextual understanding, or project adaptation will be assessed as Maturing Readiness. This approach reflects both the Regulator's stance and Western Power's expectation that customers take ownership of their submissions, demonstrating a thorough understanding of their project.

11

Is there a scoring threshold that projects must meet to be assessed as Connection Ready?

To be deemed "Connection Ready," a project must provide complete evidence across both the Strategic Alignment and Customer Readiness pillars, along with a signed Readiness Declaration. The project must also achieve a score that meets or exceeds the defined threshold, ensuring that those projects demonstrating clear strategic alignment and genuine readiness are prioritised for access to Western Power resources.

6.4 FAQs continued

12

What happens if my project requirements change after I've made my CPF submission?

If your project requirements or connection type significantly change, such as the addition of a Battery Energy Storage System (BESS), it is the customer's responsibility to identify and address this early in the process. These changes may materially impact the CPF assessment, as feasibility and delivery timeframes must be reassessed to reflect the revised requirements or configuration. Importantly, a previously held Connection Ready status does not guarantee retention if the project diverges from its initial submission. Any changes may result in reclassification (e.g. to Maturing Readiness). We encourage early proactive engagement with your Senior Access Consultant to seek guidance prior to formal resubmission.

13

How much does the CPF Assessment cost?

The CPF Assessment Cost (\$3,500 ex GST) covers the costs for the team to undertake the CPF Assessment. This aligns with the full-cost recovery approach of the customer connections process. The CPF Assessment Cost covers all CPF submissions across the entire lifecycle of your project as it progresses through the M CCP. This costing includes up to one resubmission at each phase gate. The assessment cost will be reviewed on an ongoing basis.

6.5 Key Definitions

1

Connection Process

The Major Customer Connection Process (MCCP). The process by which the major customer projects are connected to the SWIS. The process spans from initial enquiry to execution.

2

Connection Ready

Connection Ready refers to a project deemed eligible to progress toward connection, based on an evaluation against the criteria outlined in the Critical Project Framework. To retain this status, the customer must meet all required deliverables and continue to satisfy the criteria at each stage of the connection process. Please note that Connection Ready status does not accelerate processing or delivery timeframes.

3

Maturing Readiness

A project is deemed as Maturing Readiness when it has undergone the CPF assessment but has not yet met all the criteria required for Connection Ready status. This status is subject to change upon resubmission and re-evaluation against the relevant criteria.

4

Right of Way

The treatment of projects classified as Connection Ready will receive through the MCCP, meaning Western Power will allocate resources to Connection Ready projects first.

5

Connection Application

Refers to the application lodged with Western Power under the Applications and Queuing Policy (AQP) that has the potential to require a modification to the network, including an application to:

- (a) connect facilities and equipment at a new connection point; or
- (b) increase consumption or generation at an existing connection point; or
- (c) materially modify facilities and equipment connected at an existing connection point; or
- (d) augment the network for any other reason,

{Note: this might be, for example, to service a subdivision.}

and includes any additional information provided by the applicant in regard to the application.

6.6 Legislation, Policy and Key Links

Western Power manages its connection application process in accordance with the relevant regulatory instruments and policy including the:

[Electricity Networks Access Code](#)

[Applications and Queuing Policy](#)

[Capital Contributions Policy](#)

[Facilitating timely connection of critical projects](#)

The CPF Guideline will be reviewed and updated periodically to reflect internal processes, relevant policies and government directives, as well as responding to industry conditions.



6.7 Contact Us




For more information, please email us at:
critical.projects@westernpower.com.au

Appendix 1



CPF Categorisation Matrix

MCCP Phase	Criteria	Key Documents under consideration	Reference Page Number
	Strategic Alignment (the Strategic Alignment criteria only needs to be submitted once per CPF submission)	Network Stability, Reliability & System Security & Location Documentation Plans, Strategy & Policy Alignment Documentation	12 & 13 14
	Secured Land Access (4.1 Wind Farms or 4.2 Other Facilities)	Land Agreements Proposed Project Area or AOI. Turbine Location (Wind Farms only)	16, 20
	Financial Readiness	Letters of Support Funding Strategies Statements of Account Parent company Guarantees or 3 rd Party Underwriting PPAs Equity or JVP Relationship Capacity Credits	23
	Procurement	Not Assessed	
	Technical & Specialist Resources	RFP or SOW Capability Statements Emails or Letters of Engagement or Appointment	26
	Social Performance	Social Performance Approach Stakeholder & Community Engagement Strategy Engagement Schedule Grievance Escalation	28
	Environment & Heritage Approvals	Core Environmental Approvals & Assessments	30
	Previous Relevant Experience	Capability Statement	32
	Risk Management	Risk Management Summary	33
	Connection Ability	Not Assessed	

MCCP Phase	Criteria	Key Documents under consideration	Reference Page Number
	Strategic Alignment (the Strategic Alignment criteria only needs to be submitted once per CPF submission)	Network Stability, Reliability & System Security & Location Documentation	12 & 13
		Plans, Strategy & Policy Alignment Documentation	14
	Secured Land Access (4.1 Wind Farms or 4.2 Other Facilities)	Land Agreements Proposed Project Area or AOI. Turbine Location (Wind Farms only) Wind Monitoring Status (wind Farms only) Solar Array Studies or Land Impact Assessments Line Routes	17, 21
	Financial Readiness	Letters of Support Funding Strategies Statements of Account Parent company Guarantees or 3 rd Party Underwriting PPAs Equity or JVP Relationship Capacity Credits	23
	Procurement	Sourcing Capability FEED Key Procurement Docs, SLAs etc Long Lead Items	24
	Technical & Specialist Resources	SOW Capability Statements Emails or Letters of Appointment	27
	Social Performance	Social Performance Approach Stakeholder & Community Engagement Strategy SIA or Scoping Reports Grievance Escalation Relationship Agreements or MOUs Letter of Support Consultation Record	29
	Environment & Heritage Approvals	Core Environmental Approvals & Assessments Ecological & Heritage Due Diligence Assessment First Nations / Aboriginal Due Diligence Assessment Supporting Plans & Engagement Environmental Studies & Survey Data	31
	Previous Relevant Experience	Capability Statement	32
	Risk Management	Risk Management Summary	33
Connection Ability	Single Line Diagram (SLD) of the facility Steady State Power Factory Model	34	

MCCP Phase	Criteria	Key Documents under consideration	Reference Page Number	MCCP Phase	Criteria	Key Documents under consideration	Reference Page Number
Scoping	Strategic Alignment (the Strategic Alignment criteria only needs to be submitted once per CPF submission)	Network Stability, Reliability & System Security & Location Documentation	12 & 13	Planning	Strategic Alignment (the Strategic Alignment criteria only needs to be submitted once per CPF submission)	Network Stability, Reliability & System Security & Location Documentation	12 & 13
		Plans, Strategy & Policy Alignment Documentation	14			Plans, Strategy & Policy Alignment Documentation	14
	Secured Land Access (4.1 Wind Farms or 4.2 Other Facilities)	Land Agreements Construction Impact and Assessment & Management Plan Line Routes	18, 22		Secured Land Access (4.1 Wind Farms or 4.2 Other Facilities)	Land Agreements Construction Impact and Assessment & Management Plan Line Routes	17, 21
	Financial Readiness	Letters of Support Funding Strategies Statements of Account Parent company Guarantees or 3 rd Party Underwriting PPAs Equity or JVP Relationship Capacity Credits	23		Financial Readiness	Letters of Support Funding Strategies Statements of Account Parent company Guarantees or 3 rd Party Underwriting PPAs Equity or JVP Relationship Capacity Credits	23
	Procurement	Sourcing Capability FEED Construction Documents Long Lead Items	24		Procurement	Sourcing Capability FEED Executed EPC / EPM Contract	24
	Technical & Specialist Resources	SOW Capability Statements Emails or Letters of Appointment	27		Technical & Specialist Resources	SOW Capability Statements Emails or Letters of Appointment	27
	Social Performance	Social Performance Approach Stakeholder & Community Engagement Strategy SIA or Scoping Reports Grievance Escalation Relationship Agreements or MOUs Letter of Support Consultation Record	29		Social Performance	Social Performance Approach Stakeholder & Community Engagement Strategy SIA or Scoping Reports Grievance Escalation Relationship Agreements or MOUs Letter of Support Consultation Record	29
	Environment & Heritage Approvals	Core Environmental Approvals & Assessments Ecological & Heritage Due Diligence Assessment First Nations / Aboriginal Due Diligence Assessment Supporting Plans & Engagement Environmental Studies & Survey Data	31		Environment & Heritage Approvals	Core Environmental Approvals & Assessments Ecological & Heritage Due Diligence Assessment First Nations / Aboriginal Due Diligence Assessment Supporting Plans & Engagement Environmental Studies & Survey Data	31
	Previous Relevant Experience	<i>Not Required beyond Initiation</i>			Previous Relevant Experience	<i>Not Required beyond Initiation</i>	
	Risk Management	Risk Management Summary	33		Risk Management	Risk Management Summary	33
Connection Ability	Single Line Diagram (SLD) of the facility Steady State Power Factory Model	34	Connection Ability	Single Line Diagram (SLD) of the facility Steady State Power Factory Model	34		



Western Power
363 Wellington Street
Perth WA 6000
westernpower.com.au