



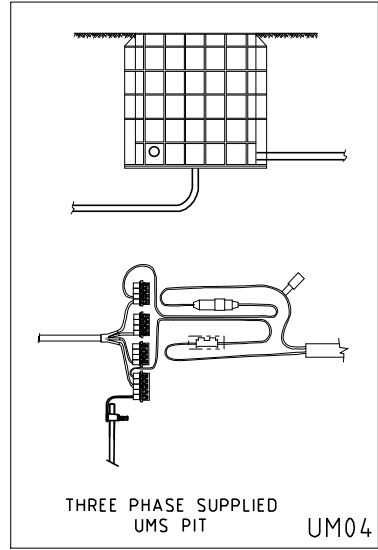
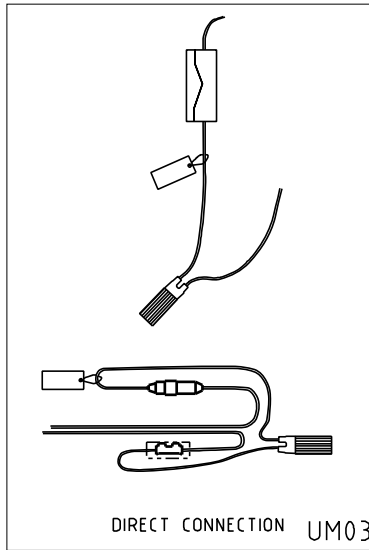
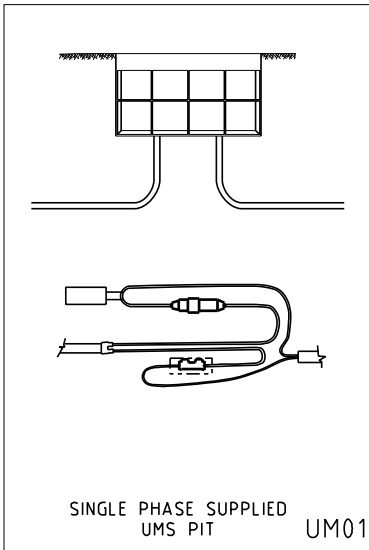
Distribution Design Catalogue

Unmetered Supply

Section 16

UM Drawings Revision List

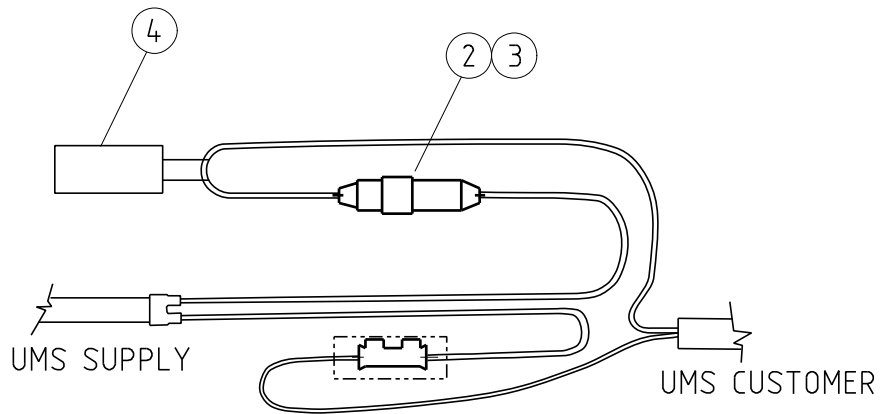
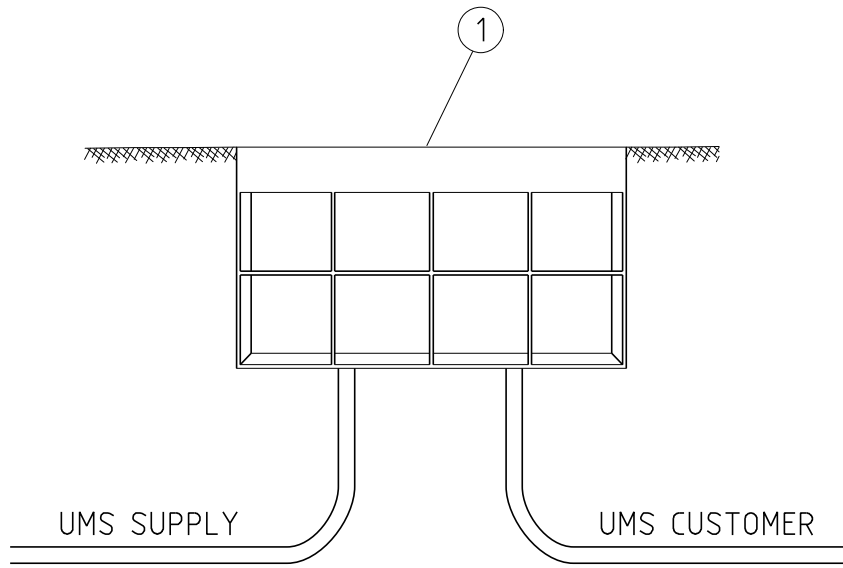
CU	DATE	REVISION	DESCRIPTION OF REVISION
	Sept 2002		Original Issue
	May 2003		See Amendment List
	April 2006		See Amendment List
	Sept 2007		See Amendment List
	May 2009		See Amendment List
	June 2009		See Amendment List
	Sep 2009		See Amendment List
	Dec 2009		Revised Format
	Feb 2016		See Amendment List
	May 2016		See Amendment List
	June 2016		See Amendment List
	Nov 2017		See Amendment List
	Dec 2018		See Amendment List
	Sep 2019		See Amendment List
	Feb 2021		See Amendment List



				COMPATIBLE UNIT			DISTRIBUTION DESIGN CATALOGUE			
				TITLE			DRAWN: JRR DATE: 22-04-2014 DRG. No.		UM INDEX	
				UM COMPATIBLE UNITS			ORIGINATED: SCALE: NTS		REV. F	
							CHECKED: REE		SHT.	
							APPROVED: GRANT STACY			
REV	DATE	ORIGINAL ISSUE	DESCRIPTION	DRG.	CHKD.	APRD.				
F	18.02.21	DRAWING UM02 DELETED		CO	NN	GS				
E	21.08.19	DRAWING UM02 DELETED		CO	NN	GS				
D	17.09.09	ORIGINAL ISSUE								

Unmetered Supply CU List

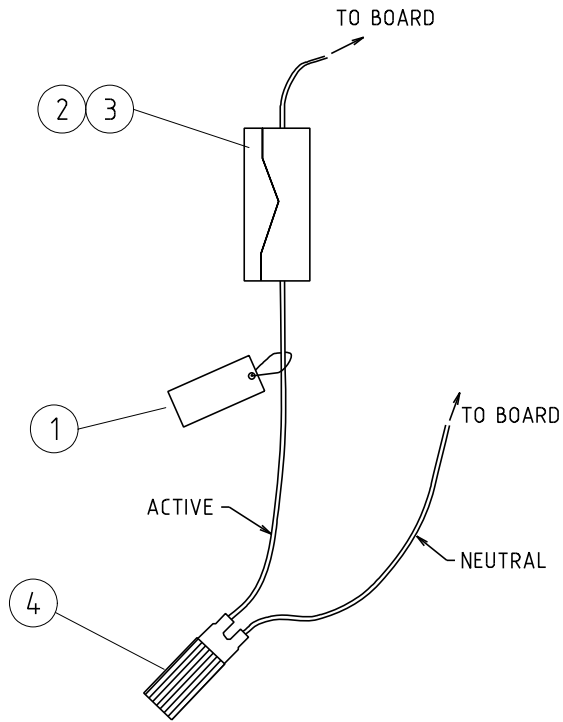
CU	CU DESCRIPTION
UM1	Single phase supplied ums pit
UM3_NR	Direct connection - fit fuse only
UM3_R	Direct connection - install red spot and fit fuse
UM3_FS	Direct connection to below ground service pit - install flood seal below great to service pit
UM_4	T-Off with 25 mm ² from LV feeder cable



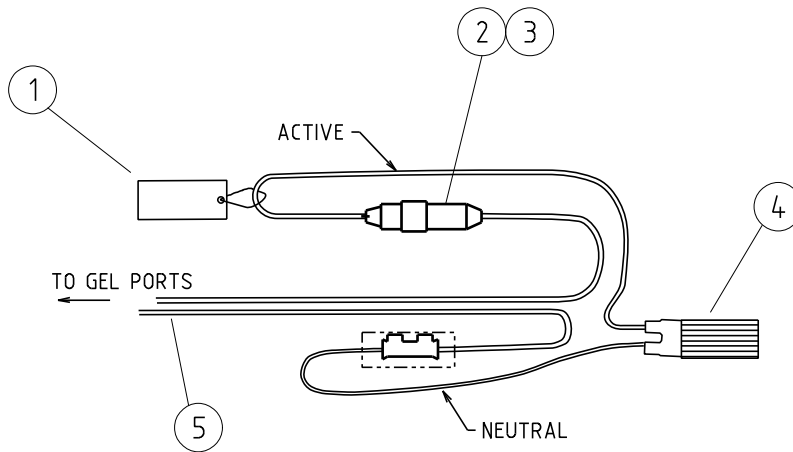
				TITLE			COMPATIBLE UNIT		DISTRIBUTION DESIGN CATALOGUE		westernpower	
				SINGLE PHASE SUPPLIED UMS PIT			DRAWN: JRR DATE: 22-04-2014 DRG. No.		ORIGINATED: SCALE: NTS		UM01	
							CHECKED: REE		APPROVED: GRANT STACY		REV. C	
REV	DATE	DESCRIPTION	ORGD	CHKD	APRD					SHT.		
C	18.02.21	PIT TYPE CHANGED		CO	REE	GS						
B	03.06.09	ORIGINAL ISSUE										

CU	CU Description
----	----------------

UM1 Single phase supplied ums pit					
ITEM NUMBER	STOCK CODE	DESCRIPTION	QTY RQD	UNIT OF MEASURE	REMARKS
1	FB0055	Single phase pit	1	ea	
2	FE0110	fuse holder kit	1	ea	
3	GF2102	fuse, 20 Amp	1	ea	
4	CZ0307	instruction tag	1	ea	



PILLAR CONNECTION



BELOW GROUND SERVICE PIT CONNECTION

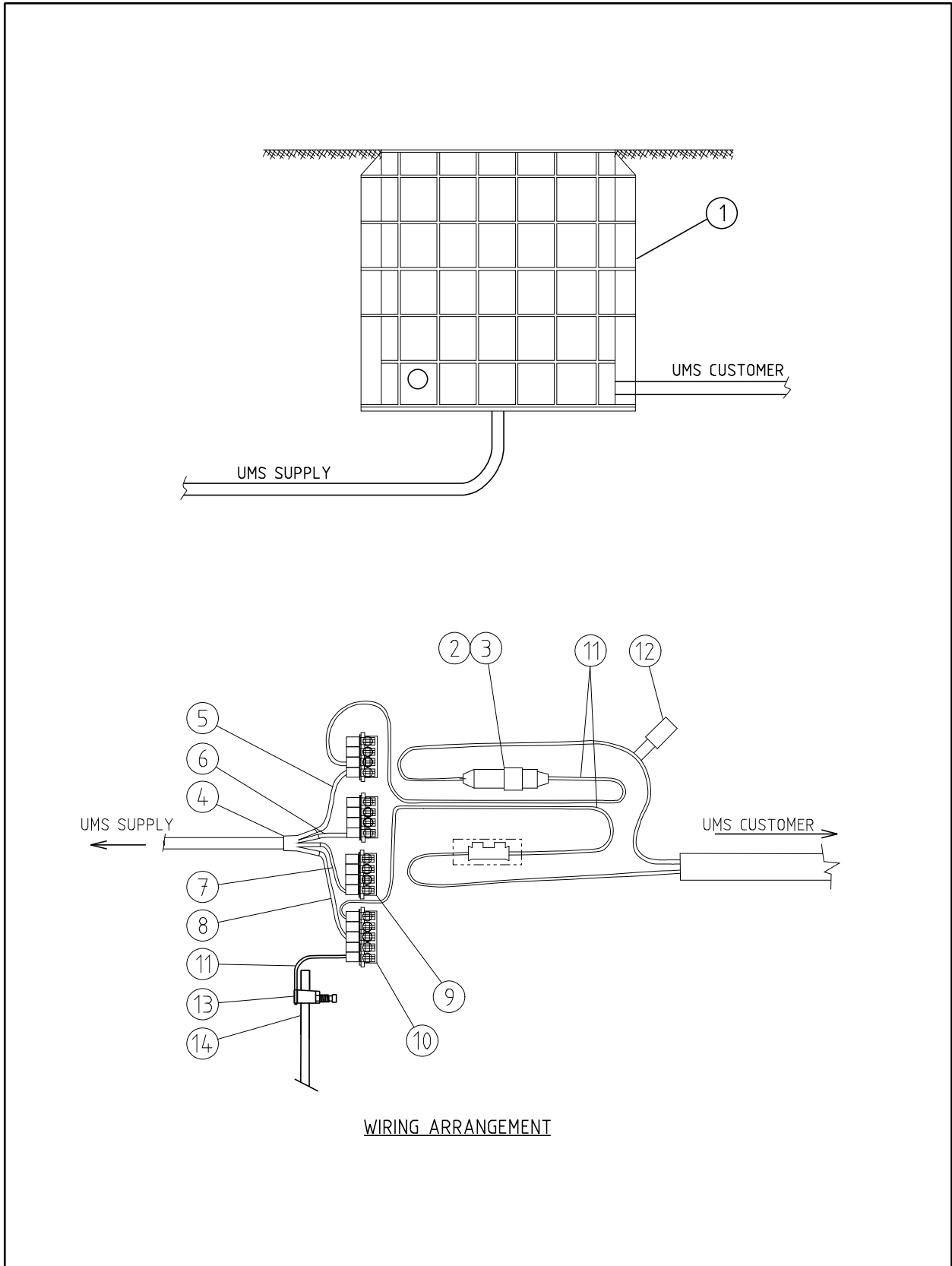
				COMPATIBLE UNIT		DISTRIBUTION DESIGN CATALOGUE		westernpower	
				TITLE		DRAWN: JRR DATE: 22-04-2014 DRG. No.			
				DIRECT CONNECTION		ORIGINATED: SCALE: NTS		UM03	
						CHECKED: REE		REV. B	
						APPROVED: GRANT STACY		SHT.	
REV	DATE	ORIGINAL ISSUE	DESCRIPTION	DRG.	CHKD.	APRD.			
B	21.08.19	ITEM 4 AND FLOOD SEAL DETAILS ADDED		CO	NN	GS			
A	08.08.01	ORIGINAL ISSUE							

CU	CU Description
----	----------------

UM3_NR Direct Connection to pillar - fit fuse only (no red spot required)					
ITEM NUMBER	STOCK CODE	DESCRIPTION	QTY ROD	UNIT OF MEASURE	REMARKS
1	CZ0307	instruction tag	1	ea	
2	GF0917	red spot fuse, 20 Amp	1	ea	
4	FE0112	Termination kit	1	ea	If WP Cable

UM3_R Direct Connection to pillar - install red spot and fit fuse					
ITEM NUMBER	STOCK CODE	DESCRIPTION	QTY ROD	UNIT OF MEASURE	REMARKS
1	CZ0307	instruction tag	1	ea	
2	GF0917	red spot fuse, 20 Amp	1	ea	
3	GF0121	red spot fuse holder	1	ea	
4	FE0112	Termination kit	1	ea	If WP Cable

UM3_FS Direct Connection to below ground service pit - install flood seal and fit fuse					
ITEM NUMBER	STOCK CODE	DESCRIPTION	QTY ROD	UNIT OF MEASURE	REMARKS
1	CZ0307	instruction tag	1	ea	
2	FE0110	Fuse holder kit	1	ea	
3	GF2102	Fuse 20 amp	1	ea	
4	FE0112	Termination kit	1	ea	If WP Cable
5	EE1432	16mm ² cable	2	m	



WIRING ARRANGEMENT

			COMPATIBLE UNIT			DISTRIBUTION DESIGN CATALOGUE			
			TITLE			DRAWN: JRR		DATE: 22-04-2014	
			THREE PHASE SUPPLIED UMS PIT			ORIGINATED:		SCALE: NTS	
						CHECKED: REE		DRG. No. UMO4	
						APPROVED: GRANT STACY		REV: D	
REV	DATE	DESCRIPTION	ORGO	CHKD	APRD				
D	18.02.21	DETAILS REVISED	CO	REE	GS				
C	30.06.16	TITLE CHANGED	REE	JC	GS				
B	05.02.16	DRG. FORMAT CHANGED AND ITEM 13 ADDED	JC	ME	GS				
A	16.09.09	ORIGINAL ISSUE							

CU	CU Description
----	----------------

UM_4		T-Off with 25mm2 from LV Feeder Cable **			
ITEM NUMBER	STOCK CODE	DESCRIPTION	QTY RQD	UNIT OF MEASURE	REMARKS
1	FB0051	Three phase pit	1	ea	
2	FE0110	fuse holder kit	1	ea	
3	GF2102	fuse, 20 Amp	1	ea	
4	FE0109	4-finger glove and black heatshrink sleeving	1	ea	
5	FE0102	red heatshrink sleeving	1	ea	
6	FE0103	white heatshrink sleeving	1	ea	
7	FE0104	blue heatshrink sleeving	1	ea	
8	FE0071	black heatshrink sleeving	1	ea	
9	CC0846	4-port gel port	3	ea	
10	CC0851	5-port gel port	1	ea	
11	EE1432	16mm conductor	3	m	
12	CZ0307	instruction tag	1	ea	
13	CE0055	earth clamp	1	ea	
14	CE0135	earth rod	1	ea	

** Use UM3_FS if more than one required.